











To submit documents on a bulk scale you can email them all into the specific assessment email address.
This will queue up the documents for reading.

When ever you create an assessment, you will be given a unique email address.
This email address can be used to bulk submit documents to.

Automated Submission Email	Actions				
assessment-15@rubriciq.email	 Mark	 Edit	 Details	 Submissions	 Delete
assessment-14@rubriciq.email	 Mark	 Edit	 Details	 Submissions	 Delete

Simply create a new email and attach all the documents you want to submit to it.
Then send to the email address your assessment was assigned.

This will submit all documents, and you will be then sent back the feedback on an individual basis so you can read and go over the feedback given.